

FEDERAL INVESTMENTS IN LOCAL PARKS AND RECREATION: APPROPRIATION REQUESTS

According to the 2017 report *The Economic Impact of Parks and Recreation* by George Mason University, **local parks and recreation generates \$154 billion in economic activity and supports over 1 million jobs every year.** Federal investments in local parks and recreation leverage the public and private funding that generates this impressive economic return.

As Congress finalizes appropriations, NRPA supports robust funding of the following federal programs that allow local park and recreation agencies to continue building healthier, happier, more economically vibrant communities.

APPROPRIATIONS FACT SHEET

Land and Water Conservation Fund — State Assistance

LWCF State Assistance Program funds allow park and recreation agencies to develop projects and acquire land for close-to-home recreational opportunities. LWCF, which is set to expire on September 30, 2018, is a key funding mechanism for local parks and recreation and leverages matching local public or private dollars for every grant dollar.



Years after the 2010 Tennessee Floods devastated the area, children in Clarksville, TN enjoy a new playground in Valleybrook Park, revitalized thanks to 2017 Community Development Block Grant

NRPA ASKS CONGRESS TO:

Permanently authorize and fund the LWCF State Assistance Program at \$110 million, with \$12 million for the Outdoor Recreation Legacy Partnership (ORLP) Grant Program.

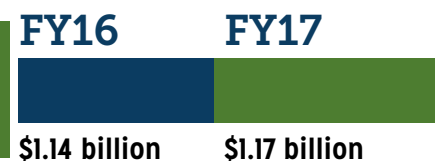


21st Century Community Learning Centers (21st CCLC)

Park and recreation agencies use 21st CCLC program funds to provide afterschool programming. These programs, which provide relief to working families by offering supervision and enrichment opportunities, often serve free meals and snacks through the USDA nutrition programs.

NRPA ASKS CONGRESS TO:

Fund the 21st Century Community Learning Centers Program at \$1.3 billion.

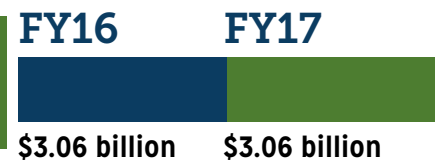


Community Development Block Grants (CDBG)

Park and recreation agencies use CDBG funds to provide parks, recreational opportunities and critical programming to low-income communities. Over \$100 million in CDBG dollars go towards parks and recreation every year, with every \$1 spent leveraging \$3.65 in private and public local funding.

NRPA ASKS CONGRESS TO:

Fund the Community Development Block Grants at \$3.3 billion.

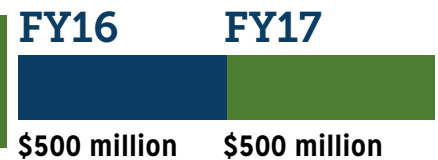


Transportation Investment Generating Economic Recovery (TIGER) Grants

Park and recreation agencies use TIGER funds to improve community infrastructure, including pathways for alternative modes of transportation, such as bicycling and walking. Creating safer, more accessible infrastructure increases community connectivity, encourages healthy lifestyles and supports the local economy.

NRPA ASKS CONGRESS TO:

Fund TIGER Grants at \$500 million.



VISIT A FEDERAL PROJECT IN YOUR COMMUNITY

Come see first-hand how federal investments in local parks and recreation have benefited your community! The NRPA Park Champion initiative connects members of Congress and staff to federally-funded projects at local park and recreation agencies in their states/districts.

To set up a site visit to a federally-funded project in your community, contact NRPA's

Advocacy and Outreach Manager,

Jayni Rasmussen, at jrasmussen@nrpa.org or 703.858.4731.

*For questions or to set up a meeting with NRPA,
contact Vice President of Government and Urban Affairs,
Kevin O'Hara, at kohara@nrpa.org*