

Coloring & Activity Sheets

Grades 3-5





Garden Math

Math skills will grow like the edible plants in a garden as you do this worksheet!



How Does Your Garden Grow?



Read each number story below. You will need to either add or subtract to find the answer. Use the empty space to show your work using pictures, words or numbers.

Susie planted 5 tulips, 7 daisies, and 4 roses in her garden. How many flowers did she plant all together?

Tim picked 3 whole watermelons and 15 strawberries from his garden on Sunday. How many pieces of fruit did Tim pick all together?

Larry planted 25 green peppers in his garden but only 17 of them were ripe enough to pick. How many green peppers were left in the garden?

On Thursday, Kate picked 12 tomatoes and 9 cucumbers from her garden. On Saturday, she picked 7 more tomatoes and 3 more cucumbers.

How many tomatoes did Kate pick all together?

How many cucumbers did Kate pick all together?

Which vegetable did Kate pick more of?

How many more?

Challenge:

On which day did Kate pick fewer vegetables?

How many fewer vegetables did she pick that day?



Gardening Tools

Gardening-Matching Words Worksheet



Help Tony fill in the blanks with the correct garden word or words.



This is a _____

Water Can



These are _____

Trowel



This is a _____

Bag of Seeds



These are _____

Gardening Fork



This is a _____

Gardening Gloves



This is a _____

Gardening Boots



These are _____





How Does Your Garden Grow Word Search

Do the word search below and think about what key elements (things!) are needed to grow edible plants in a garden. After you are done with the word search and coloring, discuss the words you found as a group.

How Does Your Garden Grow?

Find the names of things you might find in your garden in the word search below. They may be written forward, backward, horizontally, vertically, or even diagonally!

When you are done with your word search color the garden!

pot
flower
garden
grass
soil
water
tree
sun
rake
seeds

l	a	s	d	e	e	s	q	p	r
r	m	w	o	k	t	d	e	i	h
a	g	c	b	v	r	f	y	p	o
k	d	h	s	r	e	t	a	w	x
e	g	a	r	d	e	n	m	c	s
q	r	y	s	h	x	w	t	e	u
w	a	u	d	j	c	n	o	r	i
e	s	p	f	k	v	m	p	l	o
r	s	o	i	l	b	q	w	t	f
t	i	k	g	z	n	u	s	y	p



Intergenerational Gardening

Do you ever garden with your grandparents, or other older adults? If so, you have done what they call “intergenerational gardening!” Many older gardeners know a lot about plants, so you can learn a lot from gardening with them! And, when you invite older gardeners to garden with you, you are helping them get good exercise by working in the garden!

- *Think about who you have gardened with, and write their names down in a list below the picture. If you have not gardened before, make a list of people of all ages that you would like to garden with one day!*
- *Using fine point markers, colored pencils, or crayons, color the picture of the intergenerational gardeners.*









Plants Chronological Sorting Activity!

Chef Solus How Does Your Garden Grow Sorting Worksheet

Number the pictures in order in which the plant grows

<p>Step: _____</p> 	<p>Step: _____</p> 
<p>Step: _____</p> 	<p>Step: _____</p> 

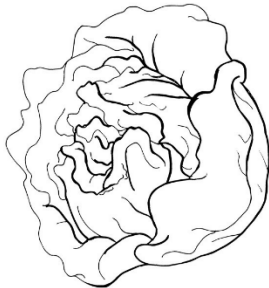




What would you grow?

Match the name of the garden produce to the picture. Then, think about what you would like to grow in a summer garden, and circle the produce you would like to grow!

Match word to picture



Pumpkins



Tomatoes



Spinach



Peas



Peppers



Lettuce



Radish

Corn





Where Do Fruits and Vegetables Grow Coloring Sheet

Chef Solus Asks Where Do Fruits and Vegetables Grow?



Did you know that fruits and vegetables grow in different places?

